
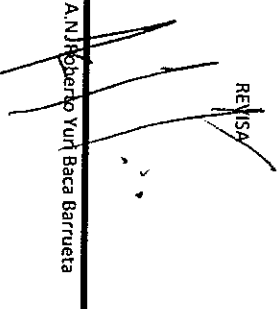



TRIBUNAL ELECTORAL DEL ESTADO DE MÉXICO
ESTADO ANALÍTICO DE INGRESOS DEL 01 DE ENERO DE 2016 AL 30 DE OCTUBRE DE 2016

| CUENTA SCTA | D E B E SSSCTA | SSSCTA/CONCEPTO | LEY DE INGRESOS ESTIMADA | AMPLIACIONES | REDUCCIONES | LEY DE INGRESOS MODIFICADA | LEY DE INGRESOS DEVENGADA | LEY DE INGRESOS RECAUDADA | LEY DE INGRESOS POR EECUTAR |
|-------------|----------------|---|--------------------------|--------------|-------------|----------------------------|---------------------------|---------------------------|-----------------------------|
| 8110 | 00000004223 | LEY DE INGRESOS ESTIMADA | 72,246,468.00 | 4,868,745.16 | 0.00 | 77,115,213.16 | 0.00 | 57,122,265.83 | 19,992,947.33 |
| 8110 | 0000004223 | Subsidio y subvenciones | 72,246,468.00 | 0.00 | 0.00 | 72,246,468.00 | 0.00 | 56,204,023.76 | 16,042,444.24 |
| 8110 | 0000004223 | Transferencias,asignaciones,subsidio y otras ay | 72,246,468.00 | 0.00 | 0.00 | 72,246,468.00 | 0.00 | 56,204,023.76 | 16,042,444.24 |
| 8110 | 0000004223 | T E M. | 72,246,468.00 | 0.00 | 0.00 | 72,246,468.00 | 0.00 | 56,204,023.76 | 16,042,444.24 |
| 8110 | 0000004223 | Servicios Personales | 58,907,569.00 | 0.00 | 0.00 | 58,907,569.00 | 0.00 | 44,167,167.76 | 14,740,401.24 |
| 8110 | 0000004223 | Gasto Operativo | 13,338,899.00 | 0.00 | 0.00 | 13,338,899.00 | 0.00 | 12,036,856.00 | 1,302,043.00 |
| 8110 | 0000004311 | Utilidades y Rendimientos de Otras Inver | 0.00 | 0.00 | 0.00 | 0.00 | 0.00 | 72,407.37 | -72,407.37 |
| 8110 | 0000004311 | Otras Inversiones | 0.00 | 0.00 | 0.00 | 0.00 | 0.00 | 72,407.37 | -72,407.37 |
| 8110 | 0000004311 | Utilidades y Rendimientos | 0.00 | 0.00 | 0.00 | 0.00 | 0.00 | 72,407.37 | -72,407.37 |
| 8110 | 0000004311 | Utilidades y Rendimientos | 0.00 | 0.00 | 0.00 | 0.00 | 0.00 | 72,407.37 | -72,407.37 |
| 8110 | 0000004399 | Otros Ingresos y Beneficios Varios | 0.00 | 4,868,745.16 | 0.00 | 4,868,745.16 | 0.00 | 845,834.70 | 4,022,910.46 |
| 8110 | 0000004399 | Otros Ingresos | 0.00 | 4,868,745.16 | 0.00 | 4,868,745.16 | 0.00 | 845,834.70 | 4,022,910.46 |
| 8110 | 0000004399 | T E M. | 0.00 | 0.00 | 0.00 | 0.00 | 0.00 | 8,164.24 | -8,164.24 |
| 8110 | 0000004399 | T E M. | 0.00 | 0.00 | 0.00 | 0.00 | 0.00 | 8,164.24 | -8,164.24 |
| 8110 | 0000004399 | T E M. | 0.00 | 4,031,074.70 | 0.00 | 4,031,074.70 | 0.00 | 0.00 | 4,031,074.70 |
| 8110 | 0000004399 | A.D.F.A.S. 2015 | 0.00 | 4,031,074.70 | 0.00 | 4,031,074.70 | 0.00 | 0.00 | 4,031,074.70 |
| 8110 | 0000004399 | T E M. | 0.00 | 0.00 | 0.00 | 0.00 | 0.00 | 837,670.46 | 0.00 |
| 8110 | 0000004399 | Disponibilidades Financieras | 0.00 | 837,670.46 | 0.00 | 837,670.46 | 0.00 | 837,670.46 | 0.00 |
| 8110 | 0000004399 | T O T A L E S | 72,246,468.00 | 4,868,745.16 | 0.00 | 77,115,213.16 | 0.00 | 57,122,265.83 | 19,992,947.33 |

ELABORA

C. Ricardo Valencia Gómez

REVISÁ

M. en A.N.J. Roberto Yurí Baca Barrueta

AUTORIZA

Dr. en D. Jorge Arturo Sánchez Vázquez